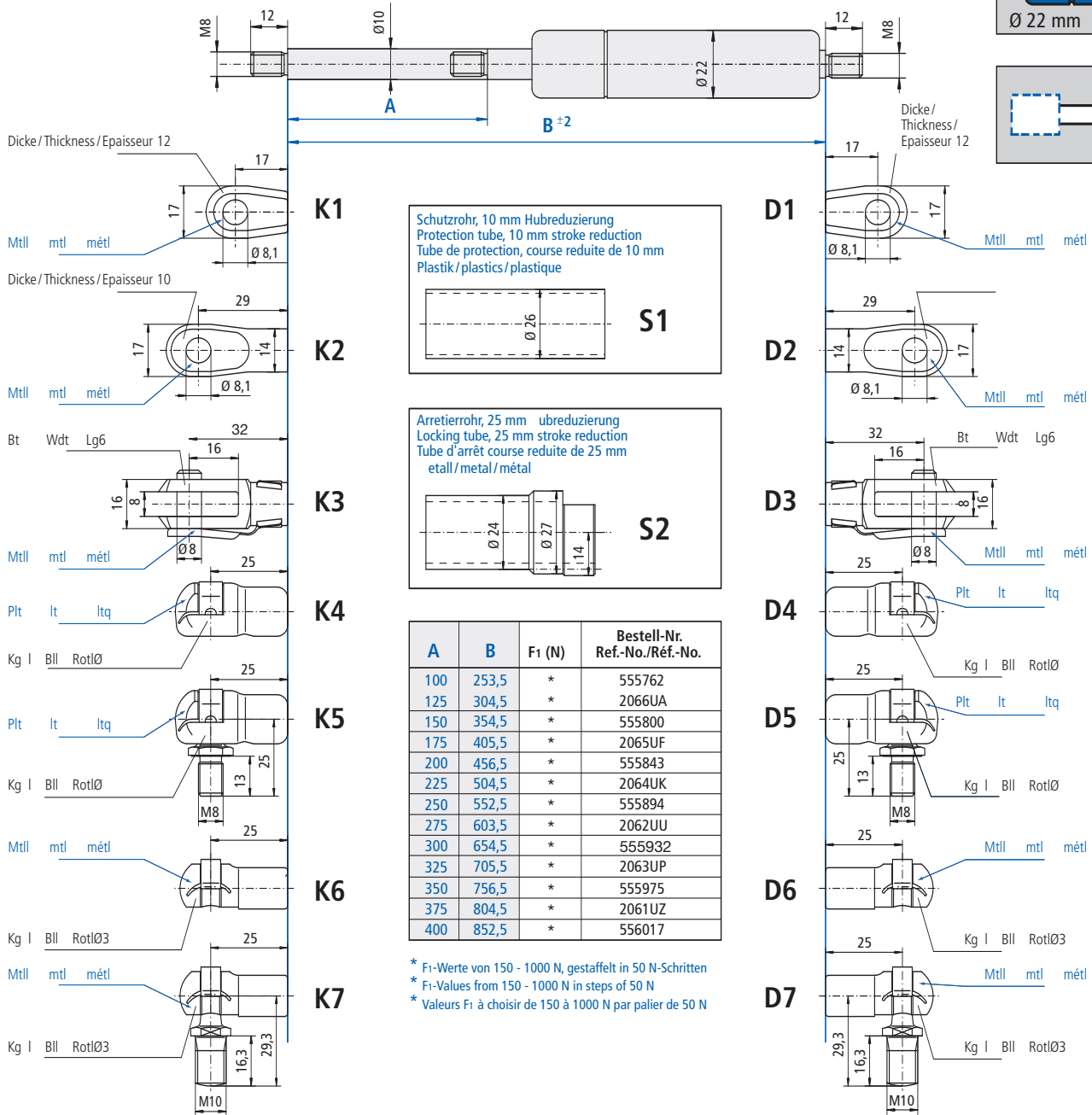
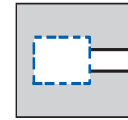
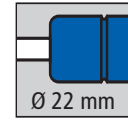
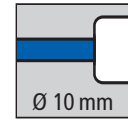


Gasfeder-Ergänzungsprogramm 10/22
Gas spring assembly programme 10/22
Programme modulaire pour ressorts à gaz 10/22



K1
Schutzrohr, 10 mm Hubreduzierung
Protection tube, 10 mm stroke reduction
Tube de protection, course reduite de 10 mm
Plastik / plastics / plastique

S1

K2
Arretierrohr, 25 mm ubreduzierung
Locking tube, 25 mm stroke reduction
Tube d'arrêt course reduite de 25 mm
etall / metal / métal

S2

A	B	F ₁ (N)	Bestell-Nr. Ref.-No./Réf.-No.
100	253,5	*	555762
125	304,5	*	2066UA
150	354,5	*	555800
175	405,5	*	2065UF
200	456,5	*	555843
225	504,5	*	2064UK
250	552,5	*	555894
275	603,5	*	2062UU
300	654,5	*	555932
325	705,5	*	2063UP
350	756,5	*	555975
375	804,5	*	2061UZ
400	852,5	*	556017

* F₁-Werte von 150 - 1000 N, gestaffelt in 50 N-Schritten
* F₁-Values from 150 - 1000 N in steps of 50 N
* Valeurs F₁ à choisir de 150 à 1000 N par palier de 50 N

Bestell-Beispiel / Ordering example / Exemple de commande

123456 / 0350N / K2 / D1 / S1

Bestell-Nr. Ref.-No. Réf.-No.	F ₁	Kolbenstangen-Anschluss Piston rod end fitting Attache côté tige	Druckrohr-Anschluss Pressure tube end fitting Attache côté tube	Schutzrohr Protection tube Tube de protection
-------------------------------------	----------------	--	---	---

Montage nach STAB-Spec.10005625 / Installation according to STAB-Spec.10005625 / Montage suivant STAB-Spec.10005625