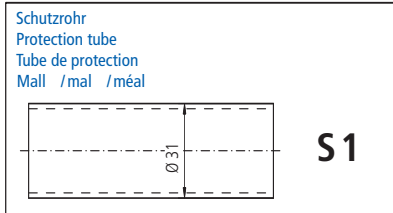
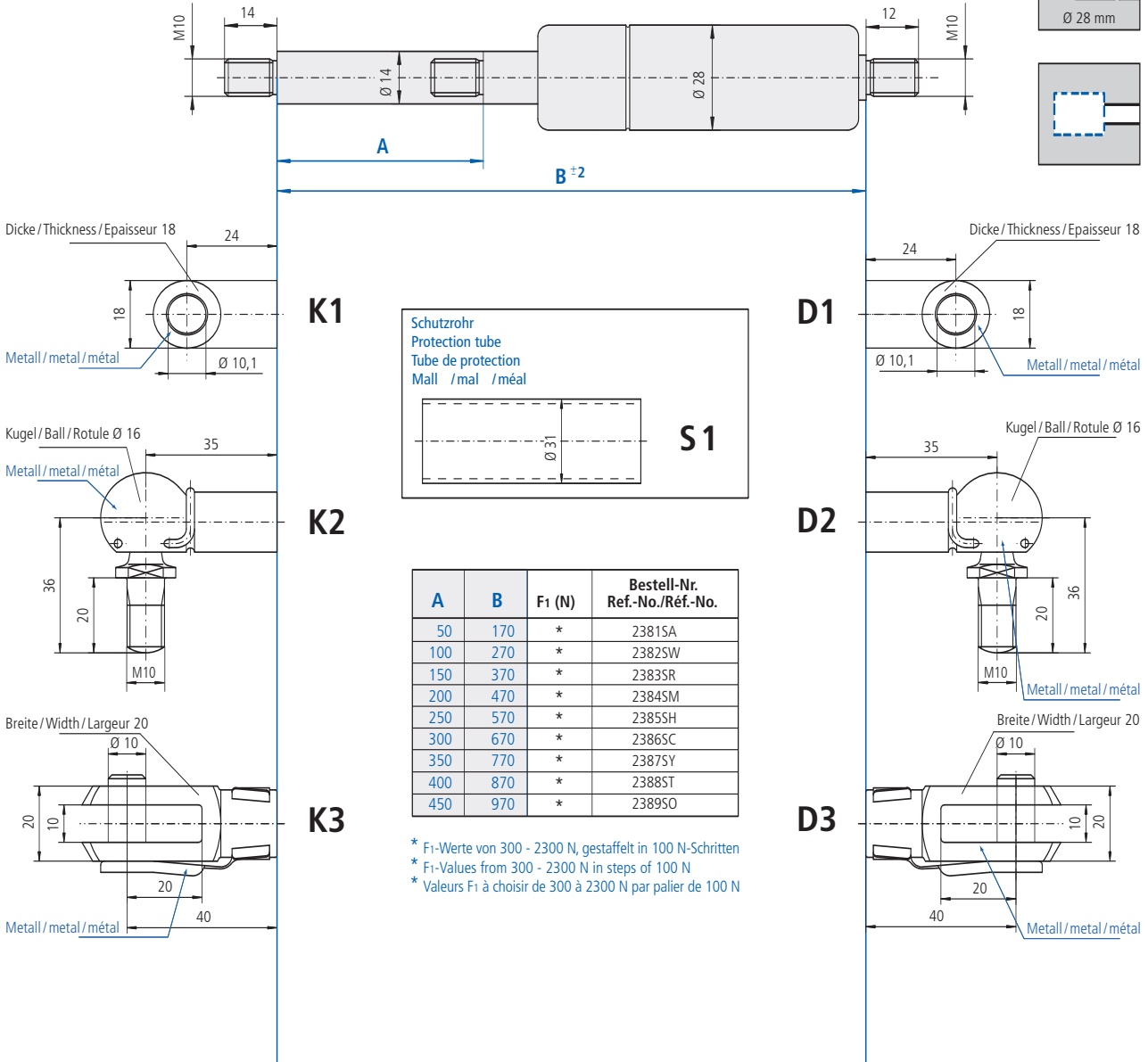
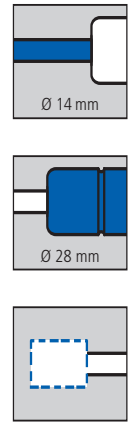


Gasfeder-Ergänzungsprogramm 14/28
Gas spring assembly programme 14/28
Programme modulaire pour ressorts à gaz 14/28



A	B	F ₁ (N)	Bestell-Nr. Ref.-No./Réf.-No.
50	170	*	23815A
100	270	*	23825W
150	370	*	23835R
200	470	*	23845M
250	570	*	23855H
300	670	*	23865C
350	770	*	23875Y
400	870	*	23885T
450	970	*	23895O

* F₁-Werte von 300 - 2300 N, gestaffelt in 100 N-Schritten
 * F₁-Values from 300 - 2300 N in steps of 100 N
 * Valeurs F₁ à choisir de 300 à 2300 N par palier de 100 N

Bestell-Beispiel / Ordering example / Exemple de commande

123456 / 0350N / K2 / D1 / S1

Bestell-Nr. Ref.-No. Réf.-No.	F₁	Kolbenstangen-Anschluss Piston rod end fitting Attache côté tige	Druckrohr-Anschluss Pressure tube end fitting Attache côté tube	Schutzrohr Protection tube Tube de protection
-------------------------------------	----------------------	--	---	---

Montage nach STAB-Spec.10021385 / Installation according to STAB-Spec.10021385 / Montage suivant STAB-Spec.10021385